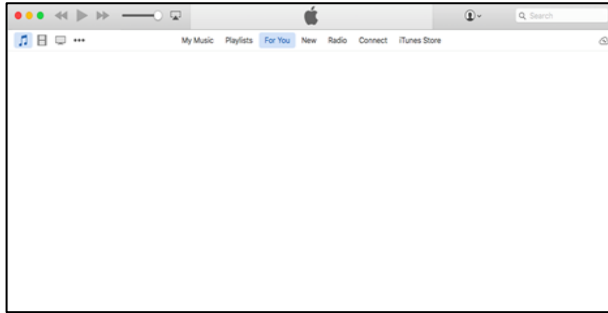
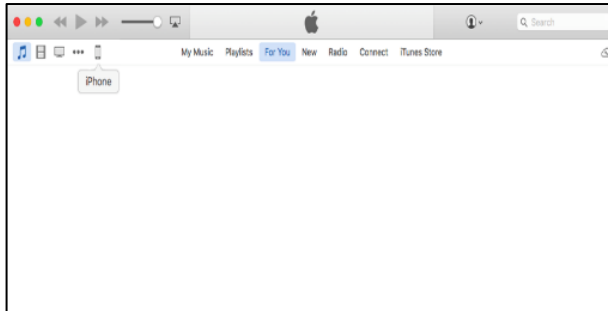


How to find the Unique Device Identifier (UDID) on the iPhone

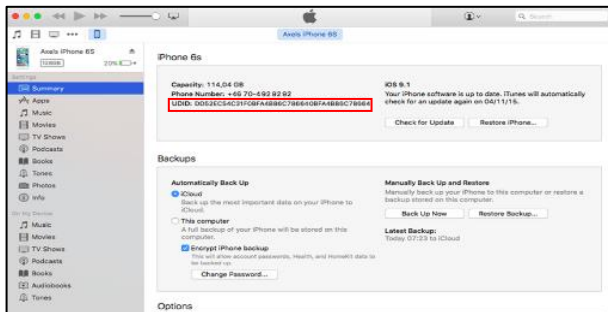
1. Launch iTunes on your PC or Mac & connect your iPhone.



2. Under Devices, click on your device.



3. Next click on the 'Serial Number'.



4. This should change the Serial Number into the UDID



5. Right click to 'Edit' and then 'Copy'
6. Paste into your Email, and you should see the UDID in your email message.
7. Send your email to tracetemp@smartsystems.com
8. Wait for the confirmation email and the download link of the iOS version.

Alternatively, you can see the link for the instruction on How to find the Unique Device Identifier (UDID) on the iPhone : <https://www.itexico.com/blog/find-unique-device-identifier-udid-on-the-iphone>